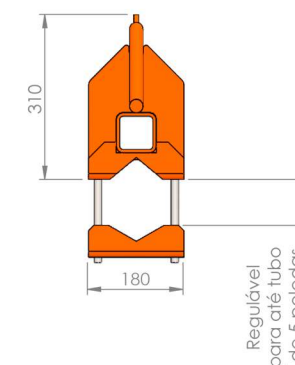

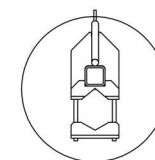
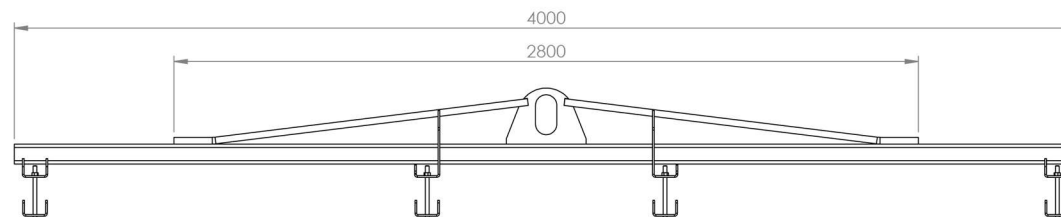


CARACTERÍSTICAS

- 1 Viga Estrutural
- 2 Abraçadeira em Chapa de Aço



13080 VIGA ELEVAÇÃO MANGOTE

Capacidade de Carga
400KG

Peso
80 KG

Cor
Laranja

Matéria Prima
Aço